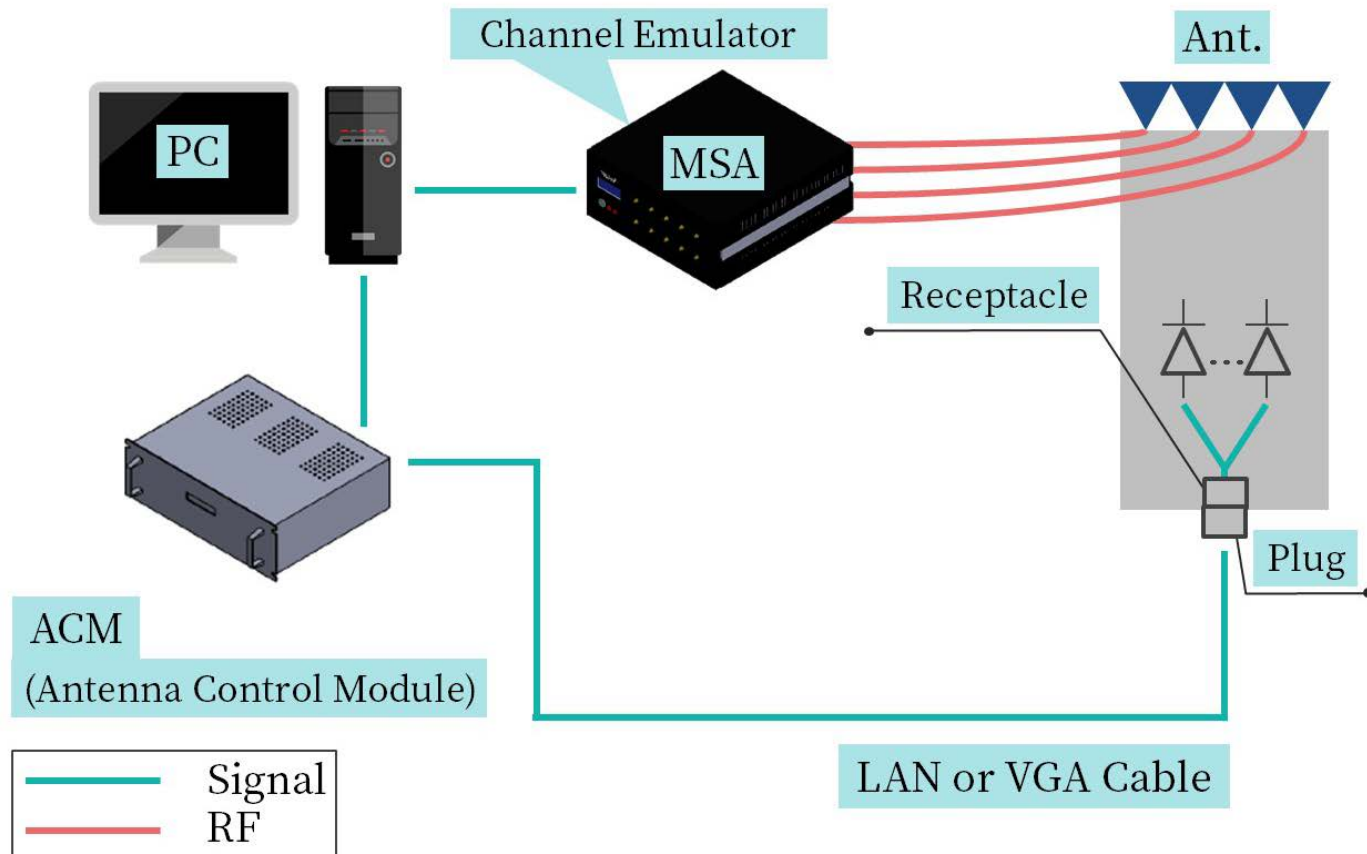




川升股份有限公司

# 川升資源介紹

- ◆ 三大模組：MSA/ACM/MPE
- ◆ MSA六大參數：TP/H/EVM/SNR/BER/Capacity




# Anechoic Chamber

$$C = \log_2 |I + SNR \cdot EFF \cdot \rho_c \cdot HH^H|$$

$$\rho_e = |\rho_c|^2$$

$$\rho_e = ECC$$

MPE → SDR



# 天線控制模組(ACM)








Table 1. SMP1345 Series Packaging and Marking

			
Common Anode	Common Cathode	Single	Single
SOT-23	SOT-23	SC-79 Green™	SOD-882 Green™
SMP1345-003 Marking: PU9	SMP1345-004 Marking: PU3		
SMP1345-003LF Green™ Marking: RU9	SMP1345-004LF Green™ Marking: RU3	SMP1345-079LF Marking: Cathode and CF	SMP1345-040LF Marking: U
$L_s = 1.5 \text{ nH}$	$L_s = 1.5 \text{ nH}$	$L_s = 0.7 \text{ nH}$	$L_s = 0.45 \text{ nH}$

Index Table :

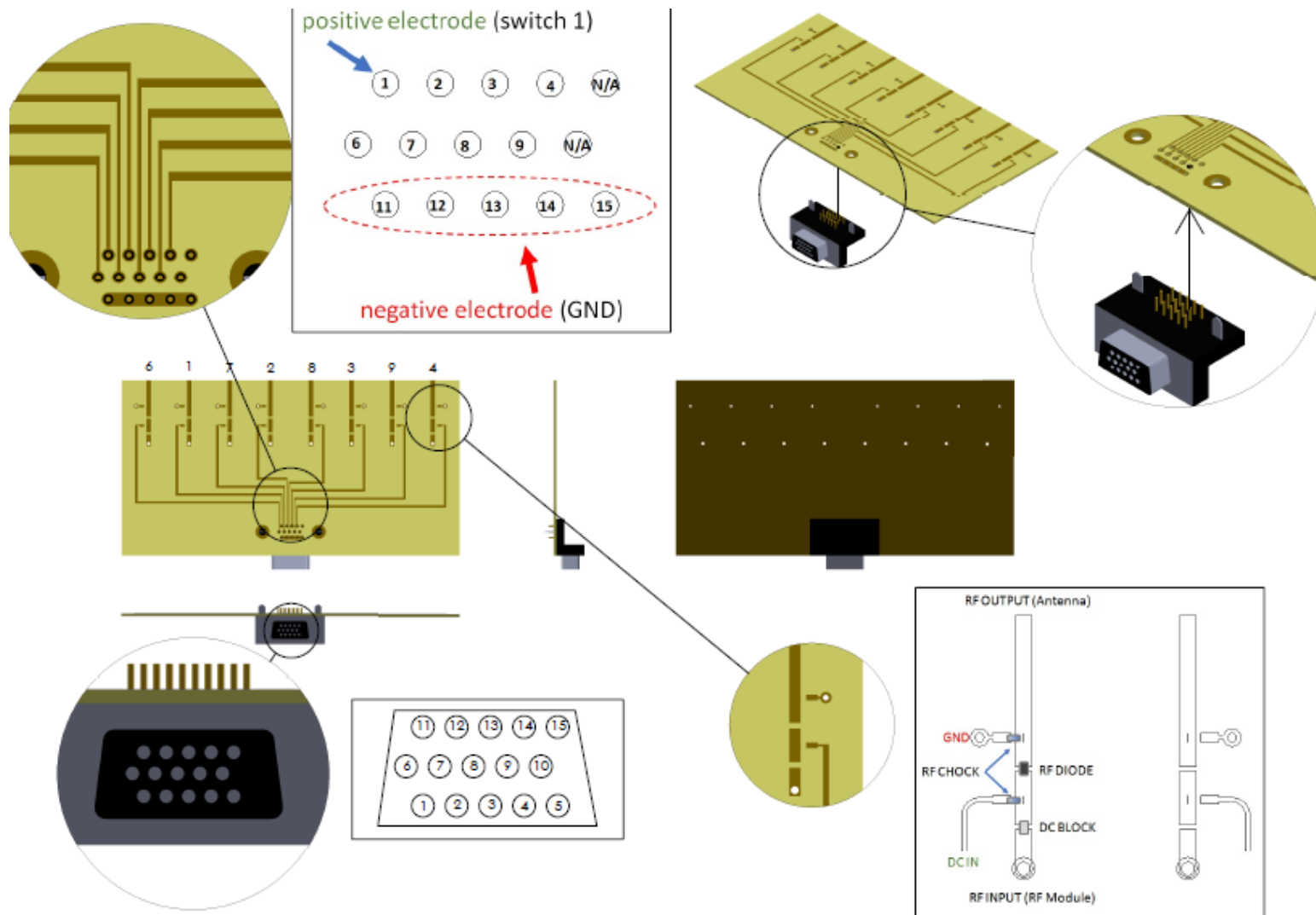
Code	1	2	3	4	5	6	7	8	9	A	B	C	D	E	F	G
Index	0000	0001	0010	0011	0100	0101	0110	0111	1000	1001	1010	1011	1100	1101	1110	1111

MCU\*2 : Control diode function

Control signal cable \* 12 :  
diode function control

USB \* 2 : MCU/PC interface

# Diode Layout



聯繫窗口：

張耀元 (James)

[E-mail : James@bw-ant.com](mailto:James@bw-ant.com)

川升FB：川升股份有限公司

Web-site : [www.bw-ant.com](http://www.bw-ant.com)